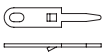
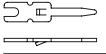


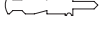


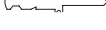



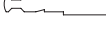






**Zubehör  
Accessories**
**Lötanschlüsse  
Terminals**
**Gruppe  
Group** **4**

Stück pro Packung Packing unit	Bestellbezeichnung Type	Art.-Nr. Art.-No	Ausführungsart Version
20000	Lötschwert II schmal   Terminal II small	336	
20000	Lötschwert VIII   Terminal VIII	308	

**Zubehör  
Accessories**
**Lötanschlüsse  
Terminals**
**Gruppe  
Group** **5**

Stück pro Packung Packing unit	Bestellbezeichnung Type	Art.-Nr. Art.-No	Ausführungsart Version
40000	Löt-Stützpunkt 156   Terminal 156	378	
20000	Lötschwert 256   Terminal 256	256	
20000	Lötschwert 256/3   Terminal 256/3	405	
⑦1	Lötschwert 256/4   Terminal 256/4	395	
20000	Lötschwert 256/6   Terminal 256/6	215	
20000	Lötschwert 266   Terminal 266	266	
20000	Lötöse 456   Terminal 456	307	
15000	Lötöse 456/15,5   Terminal 456/15,5	410	
10000	Lötöse 456/19   Terminal 456/19	500	
10000	Steckerzunge 2,8x0,5/56   Terminal 2,8x0,5/56	338	
10000	Steckerzunge 2,8x0,8/56   Terminal 2,8x0,8/56	339	
3000	Steckerzunge 2,8x0,8/2.56   Terminal 2,8x0,8/2.56	394	
3000	Steckerzunge 4,8x0,8/2.56   Terminal 4,8x0,8/2.56	376	
3000	Steckerzunge 6,3x0,8/2.56   Terminal 6,3x0,8/2.56	377	

⑦1 Nicht lose lieferbar. Nur von uns zur Vollbestückung verwendbar.

⑦1 Not available loose. Only to be used for complete pinning.