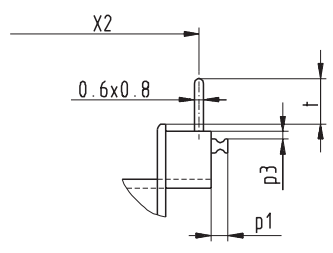
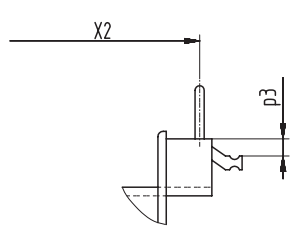
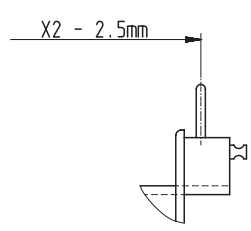


Bestückung ist nur bei uns möglich.
In-House pinning possible only.

Schemazeichnung Schematic drawing	Zubehör Accessories	Lötanschlüsse Terminals		Gruppe Group	1
	Lötstift Terminal	p1	p3	t	Raster am Spulen- körper Pin grid
 <p>Technical drawing showing a terminal with dimensions: X2, 0.6x0.8, p3, p1, and t.</p>	<p>561 551 571</p>	<p>1,3</p>	<p>0,2</p>	<p>5,0 6,0 7,0</p>	<p>X2</p>
 <p>Technical drawing showing a terminal with dimensions: X2 and p3.</p>	<p>563 553 573</p>	<p>3,0</p>	<p>1,2</p>	<p>5,0 6,0 7,0</p>	<p>X2</p>
 <p>Technical drawing showing a terminal with dimension: X2 - 2.5mm.</p>	<p>564</p>	<p>1,3</p>	<p>0,2</p>	<p>5,0</p>	<p>X2-2,5 mm</p>